

CLENPIQ BOWEL PREP




The following instructions are your physician's specific instructions. Please follow the instructions carefully to ensure a successful prep.

You can reach Your Patient Advisor with non-medical prep questions at: **800.349.0285**.

You can reach your physician's office through United Digestive's Practice Network at: **866.468.6242**.

Special Notes: If you are on aspirin, Coumadin (Warfarin), Plavix (clopidogrel), Xarelto (rivaroxaban) Eliquis (apixaban) or other blood thinning medication, follow the instructions provided by your gastroenterologist regarding if/when they should be discontinued before your procedure. If you are unsure, call your gastroenterologist.

PREP WEEK AT A GLANCE

<p>7 days prior to procedure</p>	<p>Review prep instructions thoroughly and the medication changes/restrictions starting today.</p>  <ul style="list-style-type: none"> STOP taking iron supplements and multivitamins with iron, high dose of fish oil, and phentermine. Pick up your prescription at your pharmacy. <p>DIABETIC PATIENTS If you are a diabetic patient, please reference the additional diabetic instructions in this packet, located on page 5.</p>
<p>3 days prior to procedure</p>	 <p>STOP eating any raw vegetables or vegetables containing seeds, corn, popcorn, nuts, and seeds. In addition, stop taking any fiber supplements until after the procedure.</p> <p>Confirm arrangements with your driver.</p>
<p>2 days prior to procedure</p>	 <p>Continue a low fiber diet and remember to avoid foods with nuts and seeds.</p>
<p>1 day prior to procedure</p>	<p>NO SOLID FOODS, CLEAR LIQUIDS* ONLY upon rising, until after your procedure. A clear liquid diet is necessary for a colonoscopy.</p> <p>Prep at a Glance</p> <ul style="list-style-type: none"> 6:00 pm, drink first dose of the prep solution. See detailed, step-by-step instructions located on page 3. Drink plenty of water and liquids throughout the day to avoid dehydration.
<p>Procedure Day</p>	<ul style="list-style-type: none"> 7 hours prior to your procedure, drink the second dose of the prep solution. Nothing by mouth 4 hours prior to your ARRIVAL time, or the procedure may be rescheduled. NO GUM OR HARD CANDY till after your procedure. You may brush your teeth but do not swallow. If you take daily medications, please reference p 3 for specific instructions.

***Clear Liquid Diet Details: NO RED or PURPLE. NO DAIRY**

Approved – Sugar Free Liquids Only

Sodas, coffee, tea, clear juices, fitness waters, Popsicles without pulp, chicken, vegetable, & beef broth, gelatin

Avoid

No milk/dairy
No juices with pulp
NO RED or PURPLE



Bowel Prep Frequently Asked Questions

What is a clear stool?

A clear stool can have a slight tint of yellow or brown. It will be completely transparent and will not contain any solid matter.

I am not having bowel movements, what should I do?

Bowel movements can take up to 5-6 hours after beginning the prep to start. Be patient, continue to drink clear liquids. If you have not had a bowel movement by midnight the night prior to your procedure, you will need to reach the on-call physician for further instructions.

The prep is making me nauseous, what should I do?

If you develop nausea or vomiting, slow down the rate at which you drink the solution. Please attempt to drink all of the laxative solution even if it takes you longer. If vomiting persists, or you are not able to finish the preparation, stop the preparation and contact your physician's office during normal business hours or speak to the on-call physician.

What are some high fiber foods I should avoid?

Raw fruits and vegetables are typically high in fiber, as well as nuts, seeds, whole grain breads and beans and lentils.

What are some good options for low fiber foods?

Choose white bread and white rice for lower fiber options, as well as pastas made with white flour. Chicken, fish, dairy and eggs are also low in fiber and good choices for foods 2-3 days before you begin your prep.

If I eat popcorn or seeds 3 days before my procedure, do I need to reschedule?

You will not need to reschedule your procedure; however, the seeds or nuts may cause a difficulty in screening and require a need for rescreening. If you have eaten a large amount of seeds or nuts, you may want to contact your provider or their medical assistant.

Can I drink ALCOHOL on the liquid diet?

Alcohol is not allowed as part of the liquid diet.

Can I continue to be on the liquid diet after I begin consuming the laxatives?

Yes, you may continue the liquid diet until you are directed to discontinue anything by mouth, which is typically 4-6 hours prior to the procedure.

Why do I have to wake up so early for the 2nd dose, can't I take it all the night before?

A split prep has proven to be the most effective for a successful colonoscopy. It is essential that you follow the directions provided with your prep medications.

If I weigh under 100 pounds, do I need to take all the prep?

The liquid amount is not weight dependent. It is important to finish the prep for a successful colonoscopy.

CLENPIQ BOWEL PREP

Prep Day: The day before your procedure

Clear liquids only the day prior to the procedure. No solid foods upon rising, until after your procedure. Drink plenty of water throughout the day to avoid dehydration.

- Discontinue alcohol one day prior to procedure.
- **Diabetic Patients – Take oral diabetic medication dose as usual. For Insulin diabetic patients, take half of your usual dose.**

Your gastroenterologist may advise you to add bisacodyl/Dulcolax prior to starting your prep. If recommended, please follow the instructions given by the doctor or clinical staff.

1

6:00 PM the evening prior to your procedure:
Drink the first bottle of CLENPIQ straight from the bottle.



2

After you finish Step 1:
Follow with FIVE (5) 8 oz drinks of clear liquid, consume at your own pace, within the next 5 hours.



Check off the cups as you finish each 8-ounce drink so you can keep track of your progress.

Individual responses to laxatives may vary. This preparation will cause multiple bowel movements, so it is advised to stay close to a bathroom.

Prep Day: The day of your procedure

Medication Instructions

- For diabetic patients, hold all diabetic medications, including insulin, till after your procedure.
- Unless your physician gives you other instructions, prescribed medication(s) for asthma, blood pressure, heart, seizure, or anti-psychotic medications may be taken as scheduled with a small sip of water. Please do not take anything else by mouth until your procedure is completed.

Prep Instructions, Continued:

3

7 Hours prior to your procedure:
Drink the second bottle of CLENPIQ straight from the bottle.



4

After you finish Step 3:
Follow with FOUR (4) 8 oz drinks of clear liquid, consume at your own pace, within the next hour.



*** FINISH EXACTLY 4 HOURS PRIOR TO YOUR PROCEDURE**

Check off the cups as you finish each 8-ounce drink so you can keep track of your progress.

CLENPIQ BOWEL PREP

Additional Information

- Please refrain from smoking on the day of your procedure to comply with anesthesia requirements. If you are a smoker, it is important that you avoid smoking before your procedure.
- Asthma patients: please bring your inhaler with you.
- **4 HOURS BEFORE YOUR PROCEDURE**
 - NOTHING BY MOUTH
 - NOTHING TO EAT OR DRINK UNTIL AFTER YOUR PROCEDURE
 - NO GUM OR HARD CANDY
 - YOU MAY BRUSH YOUR TEETH BUT DO NOT SWALLOW
- If your procedure requires sedation, a driver (age 18 or over) must accompany you to your appointment. The person who is driving you home must remain at the facility while your procedure is being performed so that they are available in the unlikely event of an emergency. You may not go home in a taxi, rideshare (Uber/Lyft), or take public transportation. The sedation you will receive will prevent you from driving safely or working the day of your procedure. Following your procedure, do not drive, operate heavy machinery, or sign legal documents for 24 hours.
- **If you have any questions or concerns about the preparation, please contact Your Patient Advisor by calling 800.349.0285 or emailing support@yourpatientadvisor.com.**

It is important to leave your name for your Patient Advisor and verify your call back phone number if prompted. Your Patient Advisor will return your call as soon as possible.

Medications:

If you are on aspirin, Coumadin (Warfarin), Plavix (clopidogrel), Xarelto (rivaroxaban) Eliquis (apixaban) or other blood thinning medication, follow the instructions provided by your gastroenterologist regarding if/when they should be discontinued before your procedure. If you are unsure, call your gastroenterologist.

Take your Heart and Blood Pressure medications as instructed unless your doctor instructs you otherwise.

DO take ½ of your NPH or Lantus Insulin on the morning of your scheduled procedure.

Do NOT take your diabetes medication on the morning of your scheduled procedure. Please bring it with you to take following the procedure.

Do NOT take Regular Insulin on the morning of your scheduled procedure. Please bring it with you to take following the procedure.

STOP Iron, Multivitamins with iron, Phentermine and Fish Oil 7 days prior to your procedure.

CLENPIQ BOWEL PREP

DIABETIC PATIENT INSTRUCTIONS

It is important to keep your blood sugar controlled when you are having an outpatient procedure. The following directions will guide you in managing your diabetes medicines before your procedure.

THE DAY BEFORE YOUR PROCEDURE

If you are on oral diabetes medication, continue the usual dose until midnight.

- If you take Insulin:
Take half of your usual amount of evening insulin (see examples below which include all types of insulin, such as NPH, 70/30, 50/50, Regular, Humalog, and Lente).
Example 1: Your usual evening dose is 15 units of NPH and 8 units of regular.
You would take 7 units of NPH and 4 units of regular the evening before your procedure.
Example 2: Your usual evening dose is 27 units of 70/30 insulin.
You would take 13 units of 70/30 insulin the evening before your procedure.

THE MORNING OF YOUR PROCEDURE

- Check your blood sugar first thing in the morning (and at 12:00 noon if you are not at the hospital or outpatient facility) and write down the results. Bring these results and your blood sugar log book with you (along with your diabetes pills and/or insulin) to the hospital or outpatient facility.
- If you are on diabetes pills or take insulin injections:
DO NOT take your pills or insulin the morning of your procedure.
- If you use an insulin pump:
 - Bring it with you to your procedure.
 - Discontinue the bolus function four (4) hours before your arrival time.
 - If your blood sugar is in an acceptable range, decrease the basal function to 50% of your normal rate.
 - If your blood sugar is less than 60, take one of the following 2 hours before your arrival at the hospital or outpatient facility:
 - 3 glucose tablets
 - 4 oz. juice (clear juice such as apple or white grape)
 - 6 Life Savers™ (NO RED)
- Unless your physician gives you other instructions, prescribed medication(s) for asthma, blood pressure, heart, seizure, or anti-psychotic medications may be taken as scheduled with a small sip of water. Please do not take anything else by mouth until your procedure is completed.
- Asthma patients: please bring your inhaler with you.